

GCG Sunday School - 3rd December 2023

Lesson Outline



Lesson: Two Ways to Walk
Passage: Leviticus 26
Big Idea: God will bless his obedient people, and patiently discipline his disobedient people.
Main Aim: Remember that God has shown us the best way to live, let's live it!

Please pray for the lesson preparation, that you and the children would be built up by God's word.

Laptop (and Bluetooth speaker) check

Unless you are at the Greenwich service, you will need to bring a laptop to play the videos and songs. If needed, Jonny can provide a laptop and a Bluetooth speaker. 😊

Additional resources: [GCG Sunday School Google Drive](#)

The Passage

Summary.

God has acted on his promises made to Abraham - the people were saved! Leviticus 26:13.

God is holy and demands how the people should live, if they do, they'll be blessed. 26:3

But if His people hate his word, then curses fall in succession. 26:14, 21, 23, 27.

These curses act as discipline and a warning saying "Come back to obey and be blessed!"

If they continue to disobey, there are more curses, but even beyond these curses, blessing lies if there is repentance. 26:40.

For them then.

Listening to God's word and obeying him leads to blessings. If the people disobey, they have many patient reminders to obey, they are disciplined progressively by curses. At any time they can repent and be blessed again.

For us now.

Let Israel be a lesson for us. God's word is true. God really does bless obedience and curse disobedience as verses 14-33 happen over Israel's murky history.

Looking at John 15:5-6, Jesus also expects us to remain in him for blessing, by obeying his word.

Note: Our blessings and curses are mainly based in eternity (New Creation, or Hell), Israel's blessings and curses were mainly based in the land, Israel (Food, health, wealth).

The Age Ranges

Sailors: Ages 3-7

Officers: Ages 8-11

For CW (average age 4-5 years) and Greenwich (average age 6-7 years):
Prepare the lesson for **all ages**. Then prepare your leaders to divide into separate **Sailor** and **Officer** groups for **Heart & Hands** teaching.

Eltham (Sailors average age: 4-5 years, Officers average age: 7-8 years):

Personalise **all material** for the Sailors or Officers.


The Rough Format - Repetition is key.

Get Going
3 min + song



Welcome
Quick Recap
Song

Main Teaching
~15 mins



The Big Idea
The Main Aim

Brain Break
~10 mins



Change of scene

Heart & Hands
~20 mins



Discussion
Activities

Land The Lesson
~10 mins



Recap
Memory Verse
Pray

Rough Outline



Get Going
Welcome, Prayer, Quick Recap & Song

Welcome the children

- This is a good time to connect with the children briefly.

You could ask them a simple question which will connect loosely with the theme.

- Sailors - What happens when we obey our carers/ mum and dad?
What happens when we disobey?
Do we obey to become their children? No. (Grace)
But obeying is the right way to live.
- Officers - Same question.

Link: Today we're going to see how God expects Israel to obey, and what would happen if they do/don't.

Prayer

- Let's listen carefully to what God has to say to us today.



Very Speedy Recap - Scroll of time

Last week we spoke about.

Day of Atonement


Big Idea: A Holy God made a way to live with his sinful people.

Link: Now he lives with them, he expects them to obey him.

Song

Talk through the words and actions before singing, if needed.

- Getting ready for the All-Age Carol service, we'll sing A Long Long Long Long Time Ago
 - <https://youtu.be/Jb97dhPCVI4>
- The usual song, God's people in God's place, can be found here:
 - <https://www.youtube.com/watch?v=xivGAMCuvx4>



Main Teaching

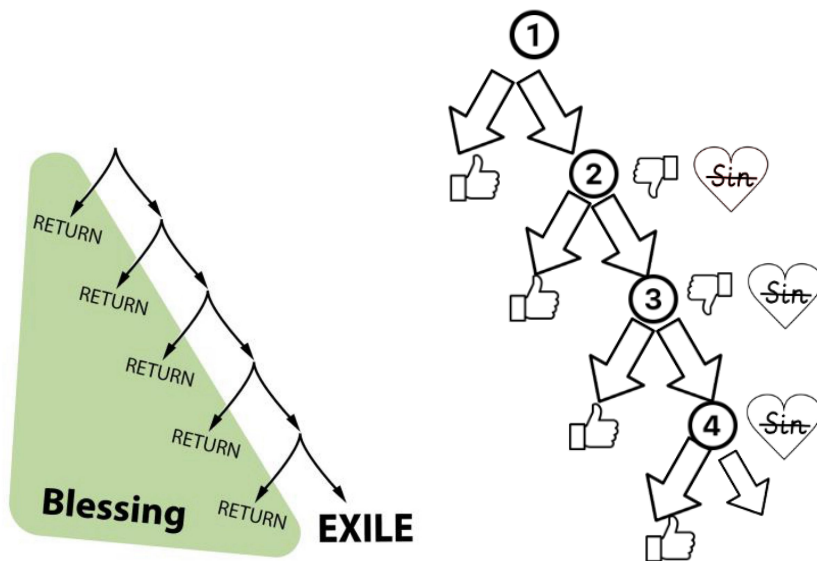
Teaching the Big Idea & Main Aim.

Have a Bible open throughout. Feel free to read portions of it out word for word or paraphrase so they see that the story comes from God's word, and not from our heads.

Try to get simply and clearly to the Big Idea and Main Aim.

- Visual aid - Cut out the teaching images.

A series of crossroads (forks in the road) to choose blessing or cursing. A "Crossroads tree"



Andrew Sach's drawing vs. what it'll look like using the images I've provided, feel free to colour the arrows etc to make it more interesting.

- Lesson points.
 1. God saved his people. (Recap + verse 13.)
 2. Crossroads 1: Blessings and Curses.

If his people obey, they're blessed, if not, they're cursed. (v3, v14)
 3. Crossroads 2, 3, 4: Blessings and Curses.

If his cursed people repent, they can be blessed again. (v18, 21, 23)
 4. Crossroads 5: Blessings and Curses.

If his people ignore this and disobey again and again, they will be destroyed. (v27)
 5. Crossroads 6: Blessings and Curses.

Even in exile, they can still repent for blessing. (v40)
 6. Let's look at the Crossroads tree, what do we learn?

- Sailors

*Explain the passage. Ask questions along the way. **Keep it clear.***

Get to the Big Idea, then arrive at the Main Aim. Repeat both throughout.

*Use the **lesson points above** with the **teaching images**.*

Lay out the "Crossroads tree", walking through the passage.

Brief application

God is so patient with his people. They will be blessed at any time, if they obey.

People can be really bad, if they disobey again and again and again, they will be cursed.

Jesus says we need to listen to him and obey. (John 15:5-6)

- Officers

*Interactive talk through the text. **Keep it clear.***

Get to the Big Idea, then arrive at the Main Aim. Repeat both throughout.

*Feel free to use crazy ways to add to the fun! Act it out, or have them draw something, or shout out the best thing they see in the passage, make a puppet show using paper and card to build scenery. Use the **lesson points above**.*

Each officer could draw out the “Crossroads tree” on their pieces of paper, as they walk through the passage with you.

Brief application

God is so patient with his people. They will be blessed at any time, if they obey.

People can be really bad, if they disobey again and again and again, they will be cursed.

Jesus says we need to listen to him and obey. (John 15:5-6)




Brain Break

A chance to rest the children’s minds.

Game idea. Feel free to play something different!

A game linking with the idea that actions have consequences.

Heads or tails.

 **Heads or Tails**

You could play where those who lose get eliminated.

Play again, but the losers are allowed back in again. Play for 10 rounds or so.

Almost all the children will end up winning this way. It’ll look a little like the “Crossroads tree”

- Sailors -

- Officers -

Link: The Israelites had to decide each day,
“Do I obey, or disobey God?”
Obeying God was always right.



Heart and Hands

Think more about the Main Aim with: Discussion and Activities.

Discussion - What would it look like to believe the Main Aim?

Think through with the children what the Main Aim means for our lives.

- Talk through the Main Aim and its implications for us.

Isreal disobeyed, a lot. All the bad things fell on them.

Let’s look at that and learn what God is like, he will punish and bless according to his word.

- Sailors - *The Bible is so good. It tells us exactly what we need to know.*

God still expects and will reward obedience.

John 15:5-6.

Let's remember that.

- Officers - *The Bible is so good. It tells us exactly what we need to know.*

What can we thank God for?

What challenges us from this passage?

Activities - Craft or worksheet

- Sailors - *Make a "Crossroads tree" cut and stick the pictures.
Use split pins through the arrows to make them moveable, the children can then "choose" which path to take.*
- Officers - *Worksheet*
- Extra games - *In the GDrive.*

If you finish craft early, you may want to play a game with the remaining time.



Land the lesson

Bring everything together with: Recap, Memory Verse and Prayer.

Scroll of time update

- Remind them of the Big Idea and Main Aim.



Memory verse

The Lord had said to Abram, "Go from your country, your people and your father's household to the land I will show you. I will make you into a great nation, and I will bless you; I will make your name great, and you will be a blessing." Genesis 12:1-2 (NIVUK)

[Ideas for learning the memory verse.](#) I will provide the verse on laminated paper with Blu Tack.

- Sailors - [Actions are available here.](#)
- Officers - *If capable, they can come up with a rap/ spoken word for the verse.
They can repeat and improve it each week.*

Pray

Encourage the children to pray with you about the Big Idea and Main Aim.

They could thank God for something we've learnt, or ask for help with a challenge in believing it.

- Sailors

You could ask for hands up/ thumbs up for those who would like to pray.

You could suggest "Popcorn prayers" - really short prayers. Or "Arrow prayers" - We all shoot up like an arrow at the end. Or you could try the idea we use with Officers.

- Officers

You could pass an object, like a Bible, around the room. When a child receives the Bible, they can choose to pray in their head or aloud.

Sign out with Take Home Sheets

- While signing out with Rollcall, Take Home sheets will be provided to carers and parents about the children's lesson.

Final notes

The following items will be printed for you and brought to the lesson:

- Main teaching pictures and materials.
- Activities: Sailors craft and Officers worksheets.
- Memory verse, laminated.
- Take Home Sheets.

Additional materials will be available:

- Craft materials.
- Pens, paper, glue, scissors.